

Fire Risk Assessment

Hackwood House

Hartlebury Rd, Oldbury,
B69 1EG



Date Completed: 22/05/2024.

Review Period: 12 months

Officer: C. Hill Fire Risk Assessor

Checked By: J Blewitt Team Lead Fire Safety & Facilities

Current Risk Rating = Tolerable

Subsequent reviews

<u>Review date</u>	<u>Officer</u>	<u>Comments</u>

Contents

Section 0	Introduction	
Section 1	Significant Findings (executive summary)	
Section 2	People at Significant Risk of Fire	
Section 3	Contact Details	
Section 4	Description of Premises	
Section 5	Building Plan	
Section 6	External Envelope	
Section 7	Means of Escape from Fire	
Section 8	Fire Detection and Alarm Systems	
Section 9	Emergency Lighting	
Section 10	Compartmentation	
Section 11	Fire Fighting Equipment	
Section 12	Fire Signage	
Section 13	Employee Training	
Section 14	Sources of Ignition	
Section 15	Waste Control	
Section 16	Control and Supervision of Contractors and Visitors	
Section 17	Arson Prevention	
Section 18	Storage Arrangements	
Section 19	Additional Control Measures; Fire Risk Assessment – Level 2 Action Plan	
Appendix 1	Significant Hazards on Site and Information to be provided for the Fire Service Risk Rating of Block	

Section

0

Introduction

The [Regulatory Reform \(Fire Safety\) Order 2005 \(RR\(FS\)O\)](#) places a legal duty on landlords to complete a fire risk assessment (FRA). Specifically, RR(FS)O article 9. — (1) *“The responsible person must make a suitable and sufficient assessment of the risks to which relevant persons are exposed for the purpose of identifying the general fire precautions he needs to take to comply with the requirements and prohibitions imposed on him by or under this Order”*.

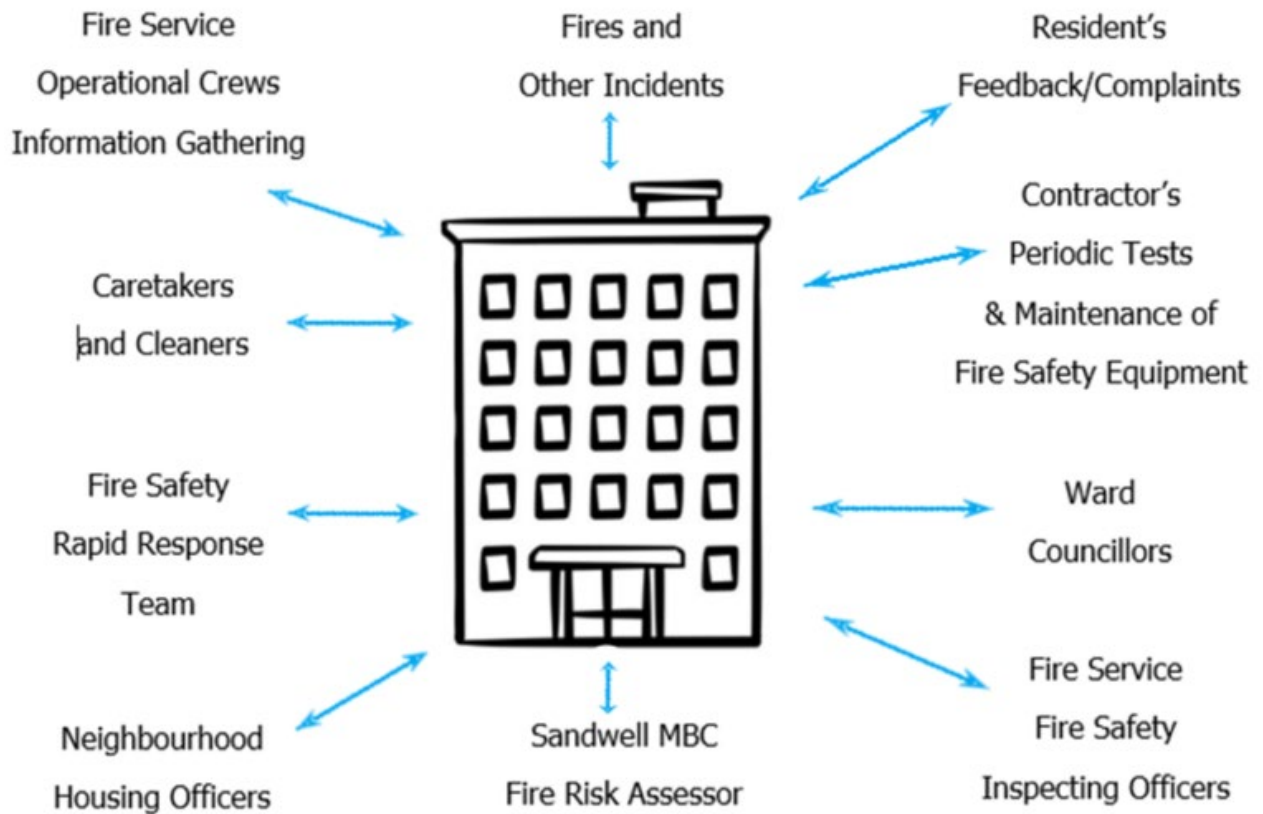
This fire risk assessment has been written to comply fully with the above legislation which is enforced locally by West Midlands Fire Service. If required, complaints can be made to them by telephone on 0121 380 7500 or electronically on <https://www.wmfs.net/our-services/fire-safety/#reportfiresafety>. In the first instance however, we would be grateful if you could contact us directly via [https://www.sandwell.gov.uk/info/200195/contact_the_council/283/feedb ack_and_complaints](https://www.sandwell.gov.uk/info/200195/contact_the_council/283/feedback_and_complaints) or by phone on 0121 569 6000.

The date of the fire risk assessment is on the front page, followed by any subsequent reviews. A recurring time frame is not set in legislation, but the Council will as a minimum review:

- High Risk Residential Buildings annually
- Other Buildings every 3 years

The council has procedures and policies in place that will trigger a review of the fire risk assessment. This then is recorded on the fire risk assessment. If the review suggests the fire risk assessment is not currently suitable and sufficient, then a new fire risk assessment will be undertaken and become the current fire risk assessment. The previous fire risk assessment will be retained in the building safety case for that building.

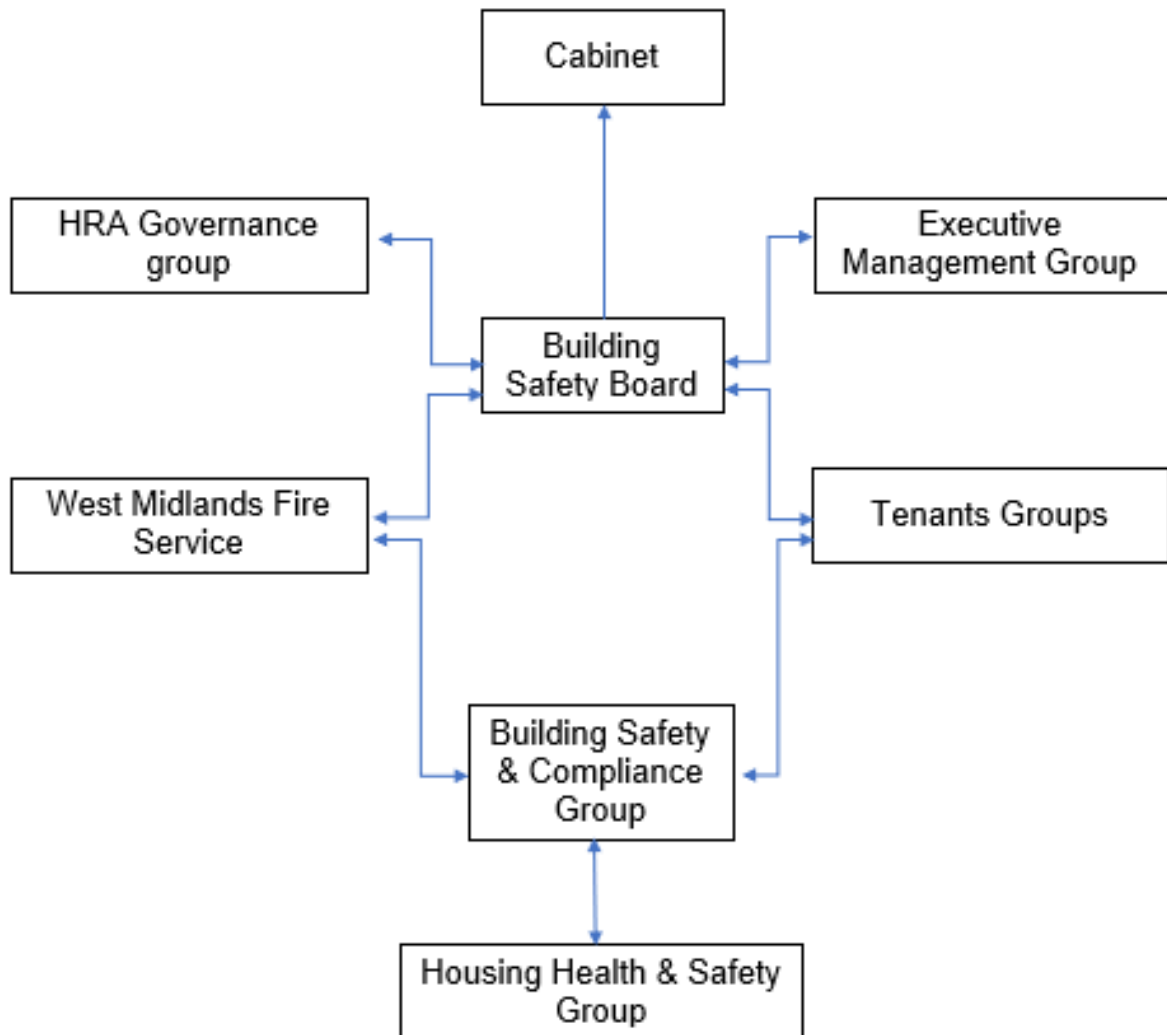
The following diagrams illustrate those procedures and persons that support the effective planning, organisation, control, monitoring and review of the preventive and protective measures. This information is provided as required under the RR(FS)O.



The above processes and procedures are overseen by the Fire Safety, Manager who reports to the Head of Building Safety

These managers attend the Building Safety and Compliance Group for scrutiny which is part of the governance structure below.

Governance Structure



To summarise the fire risk assessment, in this scenario the RR(FS)O requires the prescribed information to be recorded. The prescribed information is the significant findings of the fire risk assessment and those groups or persons especially at risk from fire. This is recorded here in [section 1](#). Also required to be recorded under article 11, are the fire safety arrangements for the planning, organisation, control, monitoring and review of the preventative and protective measures. The information shown above is part of this requirement.

Section

1

Significant findings

The significant findings (executive summary) of the fire risk assessment include those measures that have been or will be undertaken by the responsible person in order to comply with the RR(FS)O 2005. Groups of people especially at risk of fire include such people as remote or lone workers, at risk due to layout of the building, visitors and contractors unfamiliar with the building layout as well as those with physical, sensory or mental health issues. A third requirement that under the order must be recorded is the fire safety arrangements. This is the effective planning, organisation, control, monitoring and review of the preventive and protective measures. These are shown in the introduction.

Significant findings

Include a brief summary of protective and preventative measures where relevant along with any issues found;

The escape strategy is '**Stay Put Unless**'. This means in the event of a fire in your flat you should evacuate. If there is a fire elsewhere in the building you should stay put unless you are affected by fire, smoke or you have been advised by the emergency services to leave.

Section number	Section Area	Individual Risk Level
Section 6	<p>External Envelope</p> <p>Brickwork up to 1st floor – Ibstock Rocksheid brick slips. Above 1st floor mixture of insulated Alsecco mineral wool render (Fire Classification A2) and high density Stonewool Panels by Rockwool (Fire Classification A1).</p> <p>Netting installed to balconies on flats 33 & 34.</p> <p>Timber trellis installed to flat 26 balcony.</p>	Tolerable

	<p>Combustible screening installed to balconies of flats 32 & 44</p>	
<p>Section 7</p>	<p>Means of Escape from Fire</p> <p>There is a single protected staircase that provides a sufficient means of escape.</p> <p>AOVs are present on all floors above ground floor.</p> <p>AOV individual control panels flashing amber (fault). Confirmed vents open with manual override switch.</p> <p>Pushchair, scooter and toy to be removed from corridor adjacent flats 54, 55, 56.</p> <p>Shoes to be removed from corridor adjacent flat 39, 40.</p> <p>Decorations to be removed from flat doors 17, 40.</p> <p>Five bicycles to be removed from corridor adjacent flats 18, 19, 20.</p> <p>PU pink foam to be removed & replaced also self-closer to be adjusted flat 55 entrance door.</p> <p>Flats 3 & 43 entrance doors require self-closer adjustment.</p> <p>Flat 13 entrance door requires upgrade to combined intumescent / cold smoke seal strips.</p> <p>Flat 13 entrance door requires replacement door handle / lock.</p>	<p>Tolerable</p>

<p>Section 8</p>	<p>Fire Detection and Alarm Systems</p> <p>Fire detection within flats is installed to LD2 & LD1 standard.</p> <p>A fire suppression system is provided to the bin store.</p> <p>Flat 13 require replacement smoke detector head.</p>	<p>Tolerable</p>
<p>Section 9</p>	<p>Emergency Lighting</p> <p>The premises have a sufficient central fed supply emergency lighting system.</p>	<p>Trivial</p>
<p>Section 10</p>	<p>Compartmentation</p> <p>The building is designed to provide as a minimum 1-hour vertical fire resistance and 1-hour horizontal fire resistance around flats stairwells and lift shafts.</p> <p>Communal & flat entrance doors are 30-minute fire doors with intumescent strips & cold smoke seals, including those in 1-hour rated walls.</p> <p>1 x communal door requires adjustment to ensure it self-closes from all angles.</p> <p>1 x service cupboard door requires attention to flush bolts on slave door.</p>	<p>Tolerable</p>
<p>Section 11</p>	<p>Fire Fighting Equipment</p> <p>There is a fire hydrant adjacent the front main entrance.</p> <p>The dry riser inlet is located in the main entrance foyer.</p>	<p>Trivial</p>

	<p>The dry riser serves all floors above ground.</p> <p>There is a CO2 fire extinguisher within the lift motor room.</p> <p>There is a fire suppression system in the bin store.</p> <p>Maintenance contracts are in place to service the dry riser, chute closure plate & suppression system twice yearly and the fire extinguisher annually.</p>	
Section 12	<p>Fire Signage</p> <p>Sufficient signage is displayed throughout the building.</p>	Trivial
Section 13	<p>Employee Training</p> <p>All staff receive basic fire safety awareness training.</p>	Trivial
Section 14	<p>Sources of Ignition</p> <p>The fixed electric tests should be done every 5 years. Confirmation required that the last inspection was within 5 years.</p> <p>Evident that Incense sticks have been lit in the common areas on the 10th floor.</p>	Tolerable
Section 15	<p>Waste Control</p> <p>Regular checks by Caretakers minimise risk of waste accumulation.</p> <p>Refuse containers are secured within the bin store at lower ground level.</p>	Trivial

Section 16	Control and Supervision of Contractors and Visitors Contractors are controlled centrally, and hot works permits are required where necessary.	Trivial
Section 17	Arson Prevention A door entry system prevents unauthorised access. Perimeter lighting is in place. CCTV is in operation.	Trivial
Section 18	Storage Arrangements There is a cleaner's store and general store room located on the ground floor. Residents instructed not to bring L.P.G cylinders into block.	Trivial

Considering the nature of the premises and the occupants, as well as the fire protection and procedural arrangements observed at the time of this fire risk assessment, it is considered that the consequences for life safety in the event of fire would be:

Slight Harm Moderate Harm Extreme Harm

In this context, a definition of the above terms is as follows:

Slight harm	Outbreak of fire unlikely to result in serious injury or death of any occupant (other than an occupant sleeping in a room in which a fire occurs).
Moderate harm	Outbreak of fire could foreseeably result in injury including serious injury) of one or more occupants, but it is unlikely to involve multiple fatalities.
Extreme harm	Significant potential for serious injury or death of one or more occupants.

Accordingly, it is considered that the risk to life from fire at these premises is:

Trivial Tolerable Moderate Substantial Intolerable

Comments

In conclusion, the likelihood of a fire is at a medium level of risk prior to the implementation of the action plan because of the potential fire hazards that have been highlighted within the risk assessment, including the addition of anti-bird netting, timber trellis and other items to some balconies, the use of incense sticks in the 10th floor common corridors, adjustment required to some flat door self-closing devices and the EICR to the communal supply may now be overdue.

After considering the use of the premise and the occupants within the block, the consequences for life safety in the event of a fire would be slight harm. This is due to there being sufficient compartmentation to include FD30s doors to flat entrances & communal corridors / landings, alongside suitable smoke detection to a minimum of LD3 standard within flats and a Stay Put – Unless policy. It has been acknowledged that the automatic opening vent system requires attention due to an amber fault light on the individual override & reset panels however, the system was observed working via these panels and the contracts manager was informed immediately following the assessment for rectification.

Overall, the level of risk at the time of this FRA is tolerable, this will be lowered to trivial once recommended actions have been completed.

A suitable risk-based control plan should involve effort and urgency that is proportional to risk. The following risk-based control plan is based on one that has been advocated for general health and safety risks:

Risk level	Action and timescale
Trivial	No action is required, and no detailed records need to be kept.
Tolerable	No major additional fire precautions required. However, there might be a need for reasonably practicable improvements that involve minor or limited cost.
Moderate	It is essential that efforts are made to reduce the risk. Risk reduction measures, which should take cost into account, should be implemented within a defined time period. Where moderate risk is associated with consequences that constitute extreme harm, further assessment might be required to establish more precisely the likelihood of harm as a basis for determining the priority for improved control measures.
Substantial	Considerable resources might have to be allocated to reduce the risk. If the premises are unoccupied, it should not be occupied until the risk has been reduced. If the premises are occupied, urgent action should be taken.
Intolerable	Premises (or relevant area) should not be occupied until the risk is reduced.

(Note that, although the purpose of this section is to place the fire risk in context, the above approach to fire risk assessment is subjective and for guidance only. All hazards and deficiencies identified in this report should be addressed by implementing all recommendations contained in the following action plan. The fire risk assessment should be reviewed regularly.)

Section

2

People at Significant Risk of Fire

Persons at significant risk of fire does not just refer to those people with physical, sensory or mental health issues. It also includes those at risk due to the layout or features of the building such as inner rooms or dead-end conditions. Persons may also be at risk due to remote or lone working.

The RR(FS)O requires that these people are identified in any fire risk assessment.

Sandwell Council takes the health, safety and wellbeing of its colleagues, contractors, residents and leaseholders seriously. It is our policy to exceed, where possible, the minimum health and safety requirements of the law.

Residents are responsible for letting us know whether they might need a Personal Emergency Evacuation Plan (PEEP). The Resident Engagement Officers (Fire Safety) will conduct an assessment visit upon request. Any risk-reduction measures that are found where a PEEP is necessary and completed will be documented and taken quickly. With the consent of the resident, we will make a referral for West Midlands Fire Service to conduct a Safe and Well visit.

When a PEEP is in place, the relevant information will be kept in the secure Premise Information Box (High Rise Buildings only), which is set up to help WMFS in an emergency. The data is classified as level 1, which means it complies with the General Data Protection Regulations.

Section

3

Contact Details

The Chief Executive of Sandwell Metropolitan Borough Council has ultimate responsibility for the site as the responsible person identified by the RR(FS)O 2005.

The Chief Executive has put a structure in place to support the management of the site.

This includes the role of Building Safety Manager who has duties as defined within the Regulatory Reform (Fire Safety) Order 2005.

The contact names to support the management of the site are as follows:

Chief Executive

Shokat Lal

Executive Director of Place

Alan Lunt

Assistant Director Building Compliance

Phil Deery

Fire Safety Manager

Tony Thompson

Team Lead Fire Safety

Jason Blewitt

Fire Risk Assessor(s)

Carl Hill

Louis Conway

Anthony Smith

Adrian Jones

Resident Engagement Officer - Fire Safety

Lee Mlilo

Abdul Monim Khan

Housing Office Manager

Rachel Price

Please note, the above details are correct at the time of the production of the risk assessment and may be subject to change

Section 4

Description of Premises

Hackwood House

Description of the Property

This high-rise block was designed & constructed in approximately 1961 for general needs housing, utilising a concrete frame with Wimpey no fines / brick infill along with a flat roof construction. A steel framed pitched roof was added during 2018 refurbishment works.




The block consists of 13 storeys (inclusive of the ground floor). The ground floor has 2 number dwellings plus a further 3 which are incomplete and unoccupied. Each of the floors from the first to 11th floors contain 6 number dwellings (3 each side). The 12th floor has 2 number dwellings and access to the roof. The total number of dwellings is 70 not including the 3 incomplete flats.

Broadmeade House		
7 th Floor	29 - 32
6 th Floor	25 - 28
5 th Floor	21 - 24
4 th Floor	17 - 20
3 rd Floor	13 - 16
2 nd Floor	9 - 12
1 st Floor	5 - 8
Ground Floor	1 - 4



There is a single staircase which provides a sufficient means of escape.



The block has a main entrance/exit to the front and a further two entrances / exits located on the rear elevation which includes one from the stairwell.






Each entrance is accessed using a door entry system with a fob reader. Additionally, there is a firefighter override switch to the front entrance only that is operated by use of a drop latch key.



There are two lift cars both of which serve alternate floors, but travel is limited to floor 11. The 12th floor is accessed via the internal staircase. The capacity for each lift is 8 persons or 600kg.



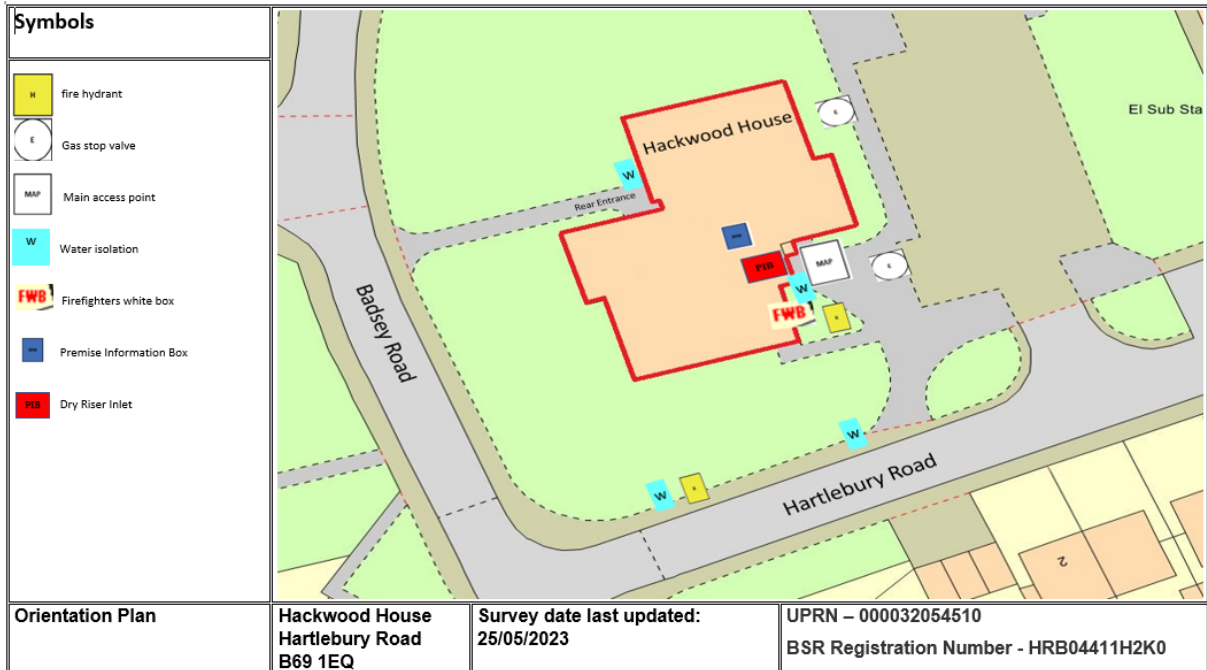
There is a Caretakers / Cleaners Welfare Office and general storage room located on the ground floor; access is obtained utilising the suited 54 lock key.



There is a server room which is accessed externally from the side elevation (left of main entrance). The room also contains the batteries for the central fed emergency lighting system.



On arrival Information (for WMFS)



There is a firefighter's white box externally to the left-hand side of the main entrance to the front of the building. The box contains all keys for the building and is secured with a bridge-door padlock.



Access to the building is gained via the firefighter's door override switch utilising the drop latch key from the white box.



There is a Secure Premise Information Box (PIB) located in the ground floor front entrance lobby. It is a Gerda box that utilises a standard WMFS suited key held on each fire appliance. The PIB contains floor plans, vertical plans, orientation plans, information for WMFS and a plan to indicate the location of those with vulnerabilities who may require additional consideration if there is a fire incident (PEEP).



The fire hydrant is left of the main entrance adjacent the shrubbery.




There is a dry riser system at Hackwood House. The riser inlet is to the right-hand side in the main entrance foyer and is secured with a fire service bridge door padlock.




Dry riser outlets are available on each floor above ground opposite the stairwell door / in lift the lobby. The outlets are contained within a dry riser cupboard that is secured with a type 54 suited mortice lock.



The bin store is located to the side of the main entrance and is installed with a fire suppression system & manually operated closer plate.




Automatic Opening Vents (AOV) have been installed to the head of protected staircase and in each corridor above the ground floor. The status panel is in the entrance foyer whilst override controls are in a service cupboard on each floor above ground.



There is a firefighter's lift override switch for each lift between the ground floor lift cars. This is operated by the drop latch key.



The lift motor room is accessed via a full height door on the 12th floor. The key is contained in the firefightsers white box.



Access to the roof void is gained on the 12 floor (from either wing) via a full height timber door secured with a suited 54 mortice lock.




A steel ladder in each void / wing provides access to the outer roof via a hatch.



There are access panels in each void (secured with tower bolts) in the glazed section of the roof loft cladding to facilitate access to the abseil points.



The roof void adjacent the lift motor room has a solar PV system installed. The PV panels are directly above on the outer roof.



The void adjacent to the lift motor room facilitates access via a looped ladder up to the elevated upper roof void. Access is restricted by a further timber door secured with a suited 54 mortice lock.



Fire Risk Assessment

Address: Hackwood House Hartlebury Road B69 1EG		Survey date: 25/05/2023	ON ARRIVAL INFORMATION
BUILDING LAYOUT			
Size: Height	32.2 metres – 13 Storeys		
Construction	Insitu concrete frame with Wimpey no fines concrete / brick infill. Brickwork to the 1 st floor (Ibstock Rockshield Brick Slips). Above 1 st floor there is a mixture of Insulated Alsecco mineral wool render (fire classification A2) and high density Stonewool Panels by Rockwool (fire classification A1).		
Number of floors	13 floors.		
Layout	The block consists of 13 storeys (inclusive of the ground floor). Each floor from the 1 st to 11 th floors contains 6 number dwellings (3 each side). The 12 th floor has 2 number dwellings and provides access to the roof. The ground floor consists of an entrance lobby, lift lobby, voids, and caretaker areas. The ground floor has a total of 2 dwellings with a further three empty flats. (see ground floor plans). Roof space accessed via full height timber doors on the 12 th floor. The block has 3 entrance/exits. Main access point at the front elevation and a further 2 access point at the rear of the block. Main access point has a drop latch system granting access to the building. Server room that is accessed externally from the side elevation of the block. 2 lifts and 1 staircase that serve the building. The lifts serve alternate floors serving till the 11 th floor and the staircase serves all floors. Stairwell is of concrete construction and is protected with good compartmentation provided. The block is split in the middle via the lift lobby areas with 3 flats to the left and right-hand sides of the lobby compartmented via a FD30S timber door.		
Lifts	2 lifts that serve alternate floors. Both lifts can be accessed from the ground floor lift lobby. Lift override switch located on the ground floor. Lift motor room on the 12 th floor		
Types of entrance doors	Flat doors are FD30s nominal composite doors sets with the exception of some timber flush FD30s doors.		
Rubbish chutes/ bin rooms	Yes, secured behind nominal timber fire doors and with natural ventilation coming by means of louver vents and ventilation system.		
Common voids	Yes in roof accessed from 12 th floor.		
Access to roof/ service rooms	Access to roof is via full height timber doors secured with suited 54 lock on the 12th floor leading out on to the roof. The roof is split into two halves with a separate door to each. The upper roof can be accessed via the vertical looped ladder and through full height timber door secured with a suited 54 mortice lock. Solar PV equipment is in the roof void nearest the lift motor room.		
Occupants	Approx. 140 based on an average of 2 occupants per flats. (70 flats)		
Evacuation strategy	Stay Put Unless- The escape strategy is 'Stay Put Unless'. This means in the event of a fire in your flat you should evacuate. If there is a fire elsewhere in the building, you should stay put unless you are affected by fire or smoke.		
Fire alarm/ evacuation alarm	Hard wire or battery smoke alarms within each of the resident's flats.		
Caretaker/ concierge	Caretaking/cleaning service that conducts regular checks of the building.		
FIREFIGHTING SYSTEMS			
Water supplies	Fire hydrant is located at the main entry/ exit to the building, fire hydrant / water isolation points located on the orientation plan, there is a dry riser that serves the building outlet located on the floor plans provided.		
Fire mains	The dry riser inlet (twin valve) is located on the ground floor of the block and can be located on the floor plans.		
Firefighting shafts	No firefighting lifts/shafts however there are two lifts serving adjacent floors of the block that can be controlled.		
Smoke control vents	Automatic smoke ventilation is employed with the controls to each smoke vent located in the service cupboards on each floor. With a repeater panel on the ground floor showing the status of each vent and a master control switch located adjacent this.		
Sprinkler system	A fire suppression system is provided to the refuse chute bin store.		
DANGEROUS SUBSTANCES			
Location, type, and quantity	LIFT MOTOR ROOM 300mm DIA PIPE - CEMENT - SEALED – PRESUMED – CHRYSOTILE.		
SERVICES			
Electricity	Server room that is accessed externally from the side elevation of the block, service cupboards located on each floor of the block. Solar PV system in the roof void.		
Gas	Gas service risers are external to the building. Isolation points can be located via the orientation plan.		

The communal, any workplace areas and the external envelope of the building are subject to the Regulatory Reform (Fire Safety) Order 2005 as confirmed by the Fire Safety Act 2021.

The enforcing authority is West Midlands Fire Service

High/Low Rise	High
Number of Floors	13
Date of Construction	1961
Construction Type	Concrete frame, Wimpey no fines / brick infill.
Last Refurbished	2018/19
External Cladding	Brickwork up to 1 st floor – lbstock Rocksheid brick slips Above 1 st floor mixture of insulated Alsecco mineral wool render (Fire Classification A2) and high density Stonewool Panels by Rockwool (Fire Classification A1), the balcony balustrades are also Rockwool Stonewool panels.
Number of Lifts	2
Number of Staircases	1
Automatic Smoke Ventilation to communal area	Yes
Fire Alarm System	No
Refuse Chute	Yes
Access to Roof	Access to roof is via full height timber doors on the 12 th floor leading on to the lower roof voids. The roof is split into two halves with a separate door to each. The upper roof can be accessed via the vertical looped ladder and through full height timber door. Outer roof can be accessed at 2 points by ladder and hatch.
Equipment on roof (e.g. mobile phone station etc)	Solar PV Panels

Persons at Risk

Residents / Occupants of 70 flats (3 flats to ground floor are incomplete / unoccupied),

Visitors,

Sandwell MBC employees,

Contractors,

Service providers (e.g. meter readers, delivery people etc)

Statutory bodies (e.g. W.M.F.S, Police, and Ambulance)

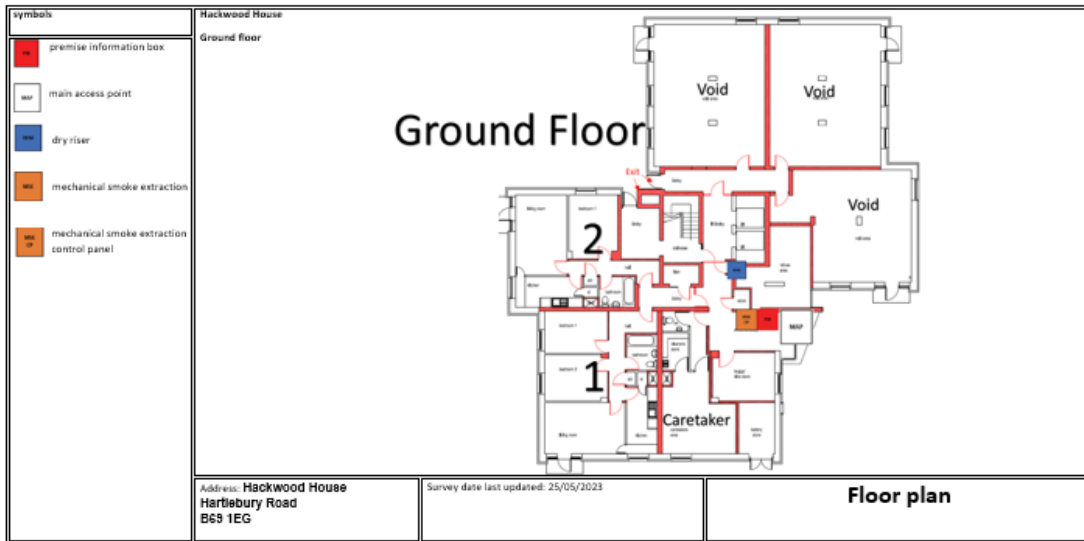
Section 5

Building Plan

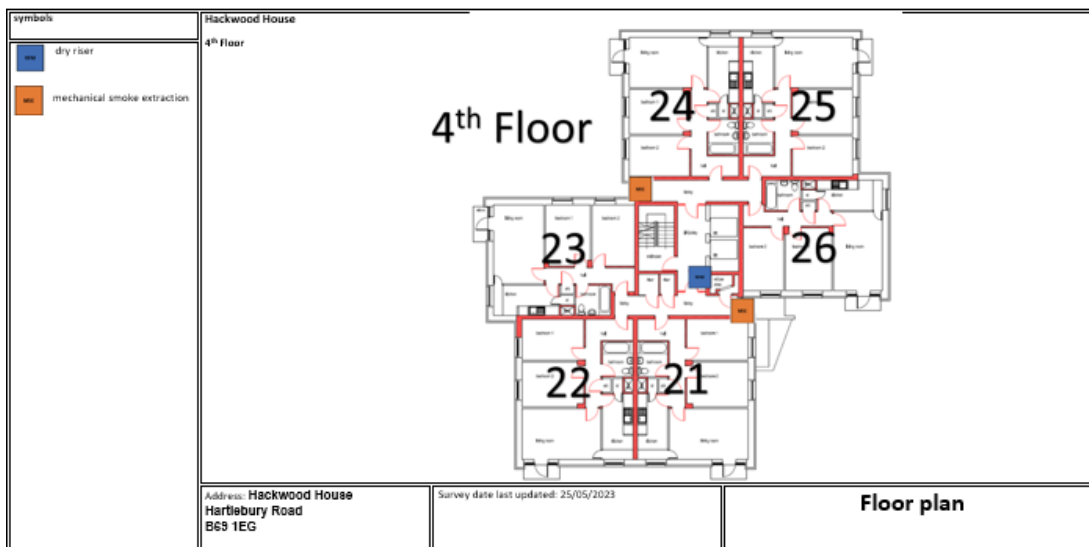
A typical floor layout showing horizontal lines of compartmentation, lift shafts, dry riser installation and AOVs etc.

The plans have been shared with WMFS electronically via their portal.

Ground Floor

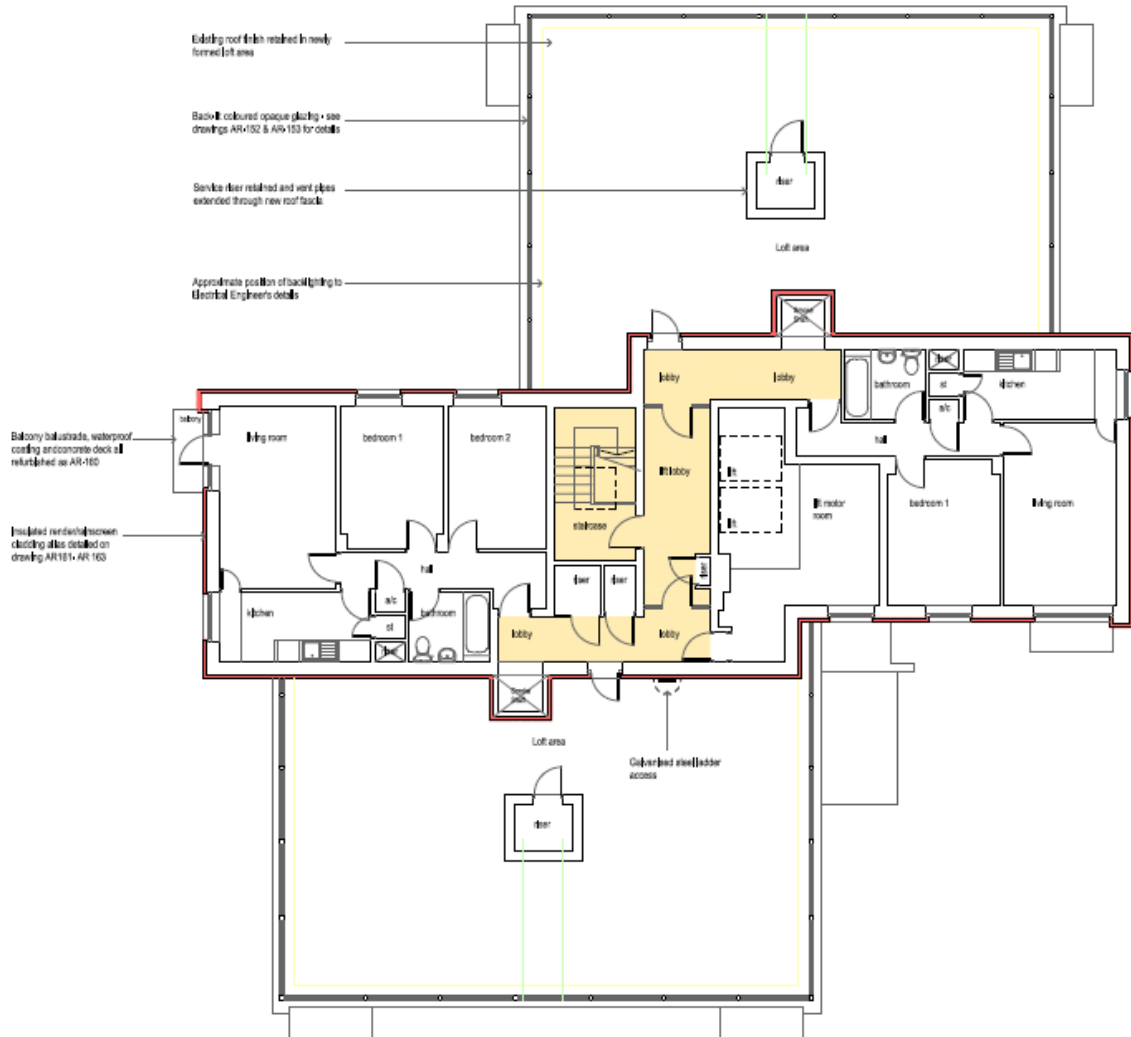
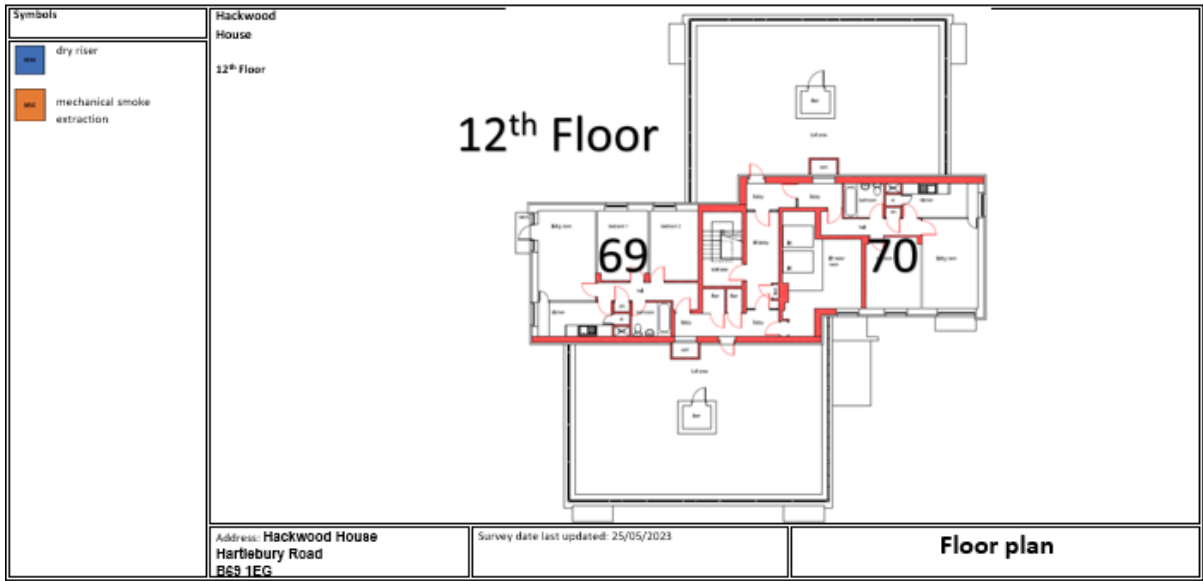


Typical Upper Floor



Twelfth Floor

Fire Risk Assessment



Section

6

External envelope

Following the introduction of the Fire Safety Act 2021, consideration needs to be given to the external envelope of the building for any fire risk. This predominantly means the external wall construction including any insulation filler. It also includes balconies and any other fixtures as well as doors and windows.

Details of the known external wall construction have been provided to the fire service via the WMFS portal in line with fire safety regulations 2022.

However, SMBC are currently procuring the services of a suitable contractor to conduct an intrusive external wall survey of the building.

Should the survey identify any materials that weren't previously known then WMFS should be informed via their portal.

Below is a breakdown of the materials believed to be used within the external envelope and, as part of the external wall system. This is based on the information available at the time of this FRA, including recent email confirmation from the contractor who completed the 2018 refurbishment works, which confirms that the same product as the main rainscreen cladding (*Rockwool Stonewool Panels*) was used to construct the balcony balustrades.

The combination of the remaining materials to the external wall system (listed below) that were installed during the 2018 refurbishment of the building in conjunction with a non-combustible mineral wool insulation do present an acceptable level of fire risk.


However, the presence of anti-bird netting to 2 x flat balconies, timber trellis & plastic greenhouse to 1 x balcony and screening to another could, potentially support the external spread of flame and therefore is an unnecessary risk.



1) Hackwood House has three separate areas of cladding consisting of;

- Istock Brick-slips up to 1st floor level.
- Alsecco EWI Mineral Wool Render (Class A2)
- High Density Stone Wool Panels (Class A1) including to balconies.

2) The steel framed pitched roof with aluminium standing seam PIR/PUR core panels was constructed over the original flat roof during the 2018/19 refurbishment works.



- 3) Windows & balcony doors to flats are double glazed powder coated aluminium externally and timber internally. Communal windows are double glazed powder coated aluminium.



- 4) Each flat within the block has access to an individual balcony. The balconies are constructed utilising a cantilevered concrete with steel and high density Stonewool Panels.



- 5) **Flat 33 / 6th floor – Installed netting to balcony and plastic greenhouse has the potential to support the surface spread of flame.**



- 6) **Flat 34 / 6th floor – Installed netting to balcony has the potential to support the surface spread of flame.**



7) Flat 26 / 4th floor – Installed timber trellis to balcony has the potential to support the surface spread of flame.



8) Flat 32 / 5th floor – Installed screening / material installed to balcony has the potential to support the external spread of flame.




9) Flat 44 / 7th floor – Installed willow screening to balcony has the potential to support the surface spread of flame.



Section 7

Means of Escape from Fire

- 1) The site has a protected staircases that provides a sufficient means of escape which is 970mm in width from hand rail to wall.



- 2) All corridors are of adequate width (at least 1050mm) and will be maintained clear to that width as a minimum.



- 3) None of the corridors that form part of the means of escape are dead ends.
 - 4) The means of escape are protected to prevent the spread of fire and smoke.
 - 5) The communal landing / staircase is protected by use of nominal FD30s timber fire doors with vision panels.
-



- 6) All communal doors are fitted with automatic closing devices that are checked on a regular basis by Caretaking Teams as part of their checks. Defective closing devices are replaced either by the Caretaking Team(s) or the in-house repairs team(s).
- 7) All communal fire doors are subject to a 12-week check by the Fire Safety Rapid Response Team.
- 8) The final exit door has a door entry system installed. These systems are designed to fail safe i.e. door unlocked in the event of a power failure. This prevents residents being locked in or out of the building.



- 9) Automatic smoke ventilation is employed. This is tested, inspected and maintained by a competent procured contractor in accordance with BS7346. The frequency for the maintenance checks are twice per year (April and October) of each calendar year. Communal windows can only be opened by operating the automatic smoke vents.
 - 10) Automatic opening vents have been installed to the head of protected staircase and in each corridor above the ground floor. It was noted that the opening vents in the 12th floor corridors are of a different design to other corridors within the building.
-



- 11) There is a repeater panel located on the wall of the ground floor lobby that provides the status of the system.



- 12) The manual override and master reset for the entire system is located next to the repeater panel.



- 13) Individual override / reset controls for each corridor AOV are located in service cupboards on each floor (single door secured with a 54 lock). It should be noted that the system installed is fully automated and each vent is independently controlled by a localised smoke detector. Once smoke has cleared the system will automatically reset. The individual override / reset panels are flashing fault on all floors. The manual override & reset was functioning during the inspection. Contracts manager notified 22/5 by email.
-



14) Communal areas are kept free of flammable items. The communal areas are checked on a regular basis by Caretaking / Cleaning teams 365 days per year and all items of rubbish are immediately removed. There is also an out of hour's service that allows combustible items of furniture / rubbish to be removed.

- a) **9th floor by flats 54,55,56 – Childrens toy, scooter and push chair left in corridor blocking access to the AOV.**
It has been noted that an action was created for what appears to be the same pushchair during the previous FRA (September 2022). The occupier of flat 55 agreed to remove the pushchair.



28) Pushchair left in the communal area on the 9th floor.



- b) **7th floor outside flats 39 & 40 – several pairs of shoes in corridor which are potential trip hazards in the means of escape.**




- c) 7th floor flat 40 – combustible decoration on flat entrance door.



- d) 3rd floor flat 17 has a combustible wreath on the flat entrance door.



- e) 3rd floor by flats 18, 19, 20 – 5 bicycles in corridor blocking access to the AOV.



Good housekeeping is fundamental to reducing risk in blocks of flats. Controlling the presence of combustible materials and ignition sources not only reduces the potential for accidental fires to start and develop in the common parts, it also significantly reduces the scope for deliberate fires. It also ensures escape routes are free of obstructions that might hinder the evacuation of people from the building and access for fire-fighters.

- 15) Individual floor mats were noted outside some flats. Fire rating of the mats is unknown but deemed to be of low risk.



- 16) Emergency lighting is provided to communal landings and stairs. Checks are done on a monthly basis by Sandwell MBC in house electrical team or approved contractor.




- 17) The building has sufficient passive controls that provide effective compartmentation in order to support a Stay Put-Unless Policy. Therefore, residents are advised to remain in their flat unless the fire directly affects them, or they are asked to leave by the emergency services.



- 18) Individual flat doors are nominal FD30s composite fire door sets with intumescent strips, cold smoke seals and self-closing devices. Flats 13 & 49 were noted as timber flush fire doors.
-

19) Access is gained to a sample of properties as part of the fire risk assessment to ensure the doors have not been tampered with by residents etc.

- a) **Flat 55 - Entrance door not reliably fully self-closing onto latch / requires adjustment. Also, the trim has come away from the left side of the door frame. It was noted that pink PU foam has been used in the cavity behind.**



- b) Flat 45 – Self-closing arm was disconnecting when under load which made access & egress difficult for the tenant. An appointment to repair the fault was scheduled the same day for the following morning 23/5/24.



- c) **Flat 43 - Entrance door not reliably fully self-closing onto latch / requires adjustment.**



- d) Flat 13 – There is no cold smoke seal installed to door or frame and, the external door handle rotates almost 360 degrees which is clearly defective and requires replacement.



- e) Flat 12 – Intumescent filler has been applied to repair superficial damage to the exterior of the door and a fire retardant letter box protector has been installed. The door failed to reliably fully self-close however the SMBC voids repairs team were in attendance and agreed to rectify this.



- f) Flat 3 – Entrance door not reliably fully self-closing onto catch / requires adjustment.



Section
8

Fire Detection and Alarm Systems

- 1) Early warning within flats is limited to hard wire or battery smoke alarms. The equipment is subjected to a cyclical test.
- 2) Based on the sample of properties accessed during the fire risk assessment the smoke alarms within resident's flats are installed to an LD2 or LD1 Standard.

Flats sampled were 3, 12, 13, 43, 45 & 55.

LD1 all rooms except wet rooms

LD2 all-risk rooms e.g. Living Room, Kitchens and Hallway.

LD3 Hallway only

- 3) **Flat 13 – A hardwired smoke detector head has been removed from the hallway ceiling. The backing plate and second detector in hall remain.**



- 4) There is no effective means for detecting an outbreak of fire to communal corridors, lobbies, landings and stairs. The reason for this are:
 - I. Such systems may get vandalised.
 - II. False alarms would occur.
 - III. A Stay Put - Unless policy is in place.
-

- 5) Smoke detectors linked to the Automatic Opening Vents have been installed to the common parts of the building. The vents will automatically open when smoke has been detected.



- 6) A fire suppression system is provided to the refuse chute bin store. An approved contractor maintains the systems. The frequency for the maintenance checks are twice per year (April and October) of each calendar year.



Section 9

Emergency Lighting

- 1) The premises has a sufficient emergency / escape lighting system in accordance with BS 5266 and has test points strategically located.
- 2) The units are provided throughout the common parts of the building including those areas not accessible to the residents such as the lift motor room and roof voids. Emergency power is supplied by a central battery system which is located within the server room. The server room is accessed externally.



- 3) All installed equipment is checked and tested on a monthly basis by Sandwell MBC in house electrical team or approved contractor, in accordance with current standards.



Section 10

Compartmentation

This section should be read in conjunction with Section 4


- 1) The building is designed to provide as a minimum 1-hour vertical fire resistance and 1-hour horizontal fire resistance around flats stairwells and lift shafts. All doors are a minimum 30-minute fire resistant with intumescent strips & cold smoke seals, including those in 1-hour rated walls.
- 2) The premise has sufficient compartmentation to limit the travel and effect of smoke and flame in event of a fire. Whilst the existing fire stopping is fit for purpose, there is a cyclical programme to ensure fire stopping as not been compromised by third parties and where applicable enhance the fire stopping.
- 3) All communal doors are fitted with automatic closing devices that are checked on a regular basis by Caretaking Teams as part of their checks. Defective closing devices are replaced either by the Caretaking Team(s) or the in-house repairs team(s).
- 4) All communal fire doors are subject to a 12-week check by the Fire Safety Rapid Response Team.
- 5) All service cupboards to communal corridors are nominal timber FD60s, locked with suited keys. It was noted that cabling is run through metal trunking protected by intumescent pads or pillows.



- 6) A variety of methods / materials have been used to achieve fire-stopping including Rockwool, fire rated sponge and Supalux boards.



- 7) The fire stopping / compartmentation is subject to a 12-week check by the Fire Safety Rapid Response Team.
- 8) Any remedial works arising from the fire stopping / compartmentation check(s) will be actioned immediately by the Fire Safety Rapid Response Team.
- 9) Individual flat doors are predominantly nominal FD30s composite fire door sets manufactured by IG doors. Flats 13 & 49 have nominal FD30 timber fire doors. Flat 13 was accessed and an action (section 7) has been created to upgrade to combined intumescent & cold smoke seal strips.




- 10) The communal corridor and staircase doors are nominal FD30s timber fire doors with vision panels.
-




11) 6th floor communal door by flat 35 fails to self-close when fully opened.




12) All cupboard doors to the dry riser, roof voids & cleaner's / caretakers rooms & cupboards are nominal 44mm timber FD30s fire doors.



13) 2nd floor service cupboard – flush bolts on slave door are not releasing.



- 14) Doors to chute rooms are nominal FD30s with vision panels and vent.



- 15) Refuse hoppers on all floors are Dartford Metalcrafts type LC conforming to BS1703: 2005 with 4 ¼ hours fire rating to BS476 part 22 and smoke containment to BS476 part 31.1. The hoppers were installed 23/02/23.



- 16) Access panels to stop taps are fixed to walls via timber rebate strips and found outside the flats of every floor.



Section 11

Fire Fighting Equipment

- 1) The riser inlet is located within the ground floor lobby, inside a dry riser cabinet and is secured with a firefighter's suited bridge door padlock.



- 2) The Dry riser outlets are available in cupboards on each floor above ground adjacent the stairwell door. The cupboards are secured with a suited type 54 key mortice lock.




- 3) The dry riser is checked regularly as part of the Caretakers duties.
- 4) Maintenance contracts in place to service the valves twice per year (April and October) with a hydraulic test undertaken annually (October) to comply with the requirements of BS9990.
- 5) Portable fire extinguisher (CO2) is provided to the lift motor room. Maintenance contracts in place for maintenance of the extinguisher. The frequency for the maintenance checks are once (October) of each calendar year.



- 6) The bin store is protected by fire suppression system and serviced 6- monthly.



- 7) There is a closure plate installed to the refuse chute. The system is manually operated only with no automatic function and is serviced 6-monthly.



Section 12

Fire Signage

- 1) All fire doors and dry riser outlets display appropriate signage.



- 2) Fire Action Notices are displayed throughout the building.



- 3) Yellow LPG warning signs are displayed within the lift car.
-



- 4) Signage depicting the floor location of each flat is fitted to the ground floor lobby wall.



- 5) Photoluminescent wayfinding signage depicting floor level and flat numbers are fitted to the walls on all floors adjacent the lift car's and to the wall of each landing on the communal staircase. Signage that meets the requirement of ADB and Fire Safety (England) Regulations 2022



- 6) Directional fire escape signage has been installed throughout the building.
-

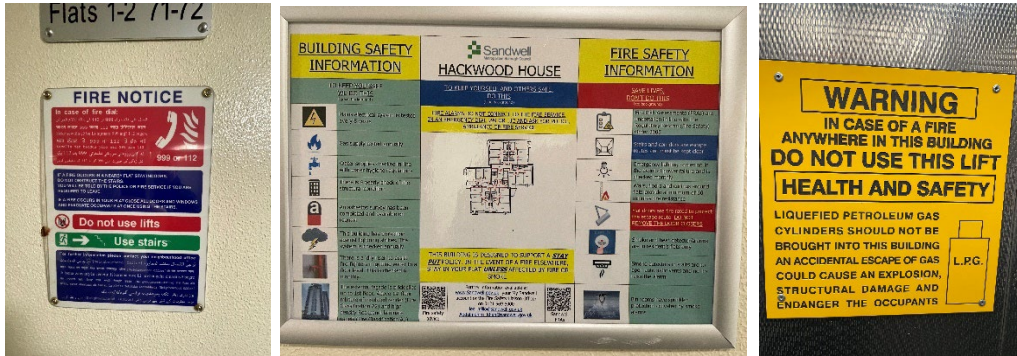


Section 13

Employee & Resident Training/Provision of Information

- 1) All Caretaking / Cleaning Employees have undertaken fire safety training. This includes use of bespoke 'Fire Safety in High / Low Rise Flatted Accommodation' Video.
 - 2) All employees are encouraged to complete 'In the line of fire' training on an annual basis.
 - 3) Caretaking Teams are not currently trained in the effective use of fire extinguishers. The only extinguishers located are within the lift motor room. Caretaking Teams are not expected to tackle fires in this area.
 - 4) Housing Directorate employees assigned to undertake Fire Safety Inspections have received IFE approved training via West Midlands Fire Service.
 - 5) Staff undertaking fire risk assessments are qualified to or working towards Level 4 Diploma in Fire Risk Assessment.
 - 6) Fire safety information has been provided as part of tenancy pack.
-

- 7) Building safety and evacuation notices are displayed in common areas and lift cars.






















- 8) Information regarding use of fire doors is provided to residents.



- 9) Information regarding the Stay Put unless fire evacuation strategy is provided to residents.



- 10) Information regarding building safety is contained within a Building Safety Notice. This is affixed to the wall on the ground floor lift lobby of high rise blocks.

BUILDING SAFETY INFORMATION	 HACKWOOD HOUSE	FIRE SAFETY INFORMATION	
TO KEEP YOU SAFE WE DO THIS <small>(green background)</small>	TO KEEP YOURSELF AND OTHERS SAFE, DO THIS <small>(blue background)</small>	SAVE LIVES, DON'T DO THIS <small>(red background)</small>	
 Mains electrical system is tested every 5 years	FIRE ALARMS DO NOT CONNECT TO THE FIRE SERVICE, IN AN EMERGENCY DIAL 999 OR 112 AND ASK FOR POLICE, AMBULANCE OR FIRE SERVICE	 Fire Risk Assessments (FRAs) are undertaken in line with the Regulatory Reform (Fire Safety) Order 2005	
 Gas supply tested annually		 Stairs and corridors are escape routes and must be kept clear	
 Water supplies checked in line with water hygiene regulations		 Emergency lighting comes on in the event of power failure and is checked monthly	
 There is 4 yearly check of the structural <u>condition</u>		 Walls, floors and ceilings around flats provide a minimum of 60 minutes fire resistance	
 An asbestos survey has been completed and available on request		Flat doors are fire rated to protect the escape route. DO NOT REMOVE THE DOOR CLOSERS	
 This building has protection against lightning strikes. The system is checked annually		 Smoke and heat detector/alarms are in resident's flats only	
 There is a 'dry riser' to assist fire-fighters in getting water to a floor level. This is checked 6 monthly.		THIS BUILDING IS DESIGNED TO SUPPORT A <i>STAY PUT</i> POLICY. IN THE EVENT OF A FIRE ELSEWHERE, STAY IN YOUR FLAT <u>UNLESS</u> AFFECTED BY FIRE OR SMOKE.	 Smoke detectors in common areas are to open automatic vents and not to raise the alarm.
 The external façade is brick slips up to 1st floor. Above 1st floor mixture of insulated render (Fire Classification A2) and Rockwool Rockpanels (Fire Classification A1)		 Fire safety advice <div style="text-align: center;"> Further information available at www.Sandwell.gov.uk your My Sandwell account or the Fire Safety Liaison Officer on 0121 569 6000 lee.mills@sandwell.gov.uk Abdulmonim.Khan@sandwell.gov.uk </div>  Sandwell FRAs	 Bin rooms have sprinkler protection activated by smoke alarms

Section

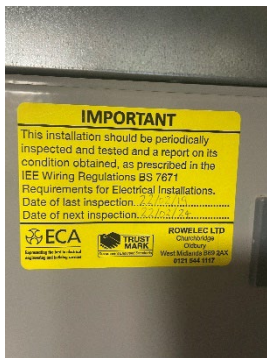
14

Sources of Ignition

- 1) Smoking is prohibited within any communal parts of the building in line with Smoke Free England legislation.



- 2) Hot working is not normally carried out. If essential maintenance requires the use of hot work processes, then corporate policies and procedures are to be followed.
- 3) Portable electrical equipment used as part of the Caretaking / Cleaning regime is subject to annual PAT Testing. This information is held by the Estate Services Manager Bryan Low.
- 4) The fixed electrical installation shall be tested every 5 years. **The last inspection was noted as 22/2/19 and therefore may now be overdue.**




- 5) The electrical installation i.e. risers are contained within dedicated service cupboards that are secure and protected by means of a notional 54mm FD60 timber fire doors.
-



- 6) **There is evidence of scorching to several surfaces in various communal locations on the 10th floor. Some of the scorching may be historic due to inappropriate use of Incense sticks which was raised as a concern in the previous FRA to this (September 2022).**

However, Incensed sticks were once again noted wedged in various places on the 10th floor all of which were found to be extinguished. All used incense sticks should be removed and residents to all 6 flats on this floor should be contacted and reminded that the use of incense sticks within the communal area is prohibited.



- 7) There is lightning protection installed to the block. Maintenance contracts are in place for lightning conductor testing in accordance with BS 6651.
- 8) Portable heaters are not allowed in any common parts of the premises.
- 9) Gas appliances and pipework (where installed) are subject to annual testing and certification. This cyclical contract is managed by the in-house Gas Team.
-

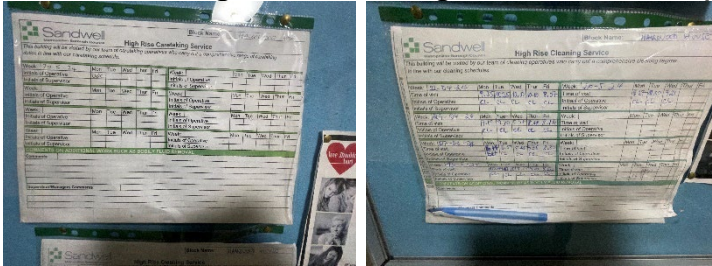
Fire Risk Assessment



Section
15

Waste Control

1) There is a regular Cleaning Service to the premises.



2) Refuse hoppers are accessed in each floor within the chute rooms.



3) Refuse containers are located in the bin store at ground level.



4) Regular checks by Caretakers minimise risk of waste accumulation.

5) 'Out of Hours' service in place to remove bulk items.

**Section
16**

Control and Supervision of Contractors and Visitors

- 1) Responsive Repairs service delivered by Sandwell MBC necessitates the production of an order via the computerised repairs system. Details of any known risks are documented on the repair order.
 - 2) Hot works are not permitted unless authorisation is given via the approved officer. The hot works procedure is to be followed.
 - 3) Utility companies are not allowed to access any service cupboard or secure area. They must request and collect maintenance keys from the Investments office @ Roway Lane. This allows scrutiny of what is the scope of any works such as installation of tenant's broadband / phone line etc.
 - 4) Where contractors are appointed to undertake major refurbishment works, Sandwell MBC Urban Design team will put control measures in place. Such Measures include: -
 - a) Pre-Contract Meetings – where contractor is made aware of all working arrangements and safe systems of work to be adopted. Issues covered in this meeting will include:
 - Health and Safety.
 - Site security.
 - Safety of working and impact on children/school business.
 - Fire risk, if any.
 - Site Emergency Plan.
 - b) Monthly Site Meetings – in order to monitor, review and share any new information including any new risks.
 - c) Site monitored daily whilst work is in progress by Clerk of Works / Health and Safety Officers.
 - d) Final Contractor review on completion of works undertaken.
-

**Section
17**

Arson Prevention

- 1) Regular checks are undertaken by Caretakers / Cleaning Team(s) 365 days per year which helps reduce the risk of arson.
- 2) Restricted access to the premises by means of a door entry system.



- 3) CCTV is in operation covering the ground floors, lifts and external areas and surrounding areas. The system is monitored 365 days per year by the centralised CCTV control room located at the Sandwell MBC Operations and Development Centre, Roway Lane, Oldbury, B693ES.
- 4) There is some evidence of arson within the building (scorching).



- 5) The perimeter of the premises is well illuminated.
 - 6) There have been no reported fire incidents since the last FRA (September 2022).
-

Section
18

Storage Arrangements

- 1) Residents instructed not to bring L.P.G cylinders into block (Notice displayed in lifts).
 - 2) The tenancy conditions, Section 7 – Condition 5.6 stipulates “If you live in a flat or maisonette, you, people living with you and any visitors to your property must not keep or use paraffin oil, petrol, bottled gas appliances or any other explosive, FLAMMABLE or dangerous material in the property. This restriction also applies to any storage facility situated in or attached to the block, which has been provided for your use.”
 - 3) No Flammable liquids stored on site by Caretakers / cleaners.
 - 4) All store cupboards are kept locked.
 - 5) There are no flammable liquids or gas cylinders stored on site.
-

**Section
19**

**Additional Control Measures;
Fire Risk Assessment - Level 2
Action Plan**

Significant Findings

Action Plan

It is considered that the following recommendations should be implemented to reduce fire risk to, or maintain it at, the following level:

Trivial Tolerable

Definition of priorities (where applicable):

P1 Arrange and complete as urgent – Within 10 days

P2 Arrange and complete within 1-3 Months of assessment date

P3 Arrange and complete within 3-6 Months of assessment date

P4 Arrange and complete exceeding 6 months under programmed work



Fire Risk Assessment Level 2 Action Plan



Name of Premises or Location:

Hackwood House


Date of Action Plan:

04/06/24



Review Date:

<Insert date>

When undertaking future improvement program(s), it is advised that the observations listed below should be given consideration (noting that the safety of the residents is not jeopardised by these, and all steps to reduce any known risks have been taken).



Question/ Ref No	Required Action	Supporting photograph	Priority	Timescale and Person Responsible	Date Completed
6/5	Flat 33 to remove netting & plastic greenhouse type structure from balcony.		P2	Within 1-3 months Housing Manager	

Fire Risk Assessment




6/6	Flat 34 to remove netting from balcony.		P2	Within 1-3 months Housing Manager	
6/7	Flat 26 to remove timber trellis that is installed to balcony.		P2	Within 1-3 months Housing Manager	






Fire Risk Assessment

6/8	Flat 32 to remove installed screening material that is installed to balcony.		P2	Within 1-3 months Housing Manager	
6/9	Flat 44 to remove willow / timber screening installed to balcony.		P2	Within 1-3 months Housing Manager	




Fire Risk Assessment

7/14a	Childrens toy, scooter and pushchair to be removed from corridor outside flats 54, 55, 56. <i>(Similar pushchair was flagged in same place 2022 FRA)</i>		P2	Within 1-3 months Housing Manager	
7/14b	Several pairs of shoes to be removed from the means of escape outside flats 39 & 40		P2	Within 1-3 months Housing Manager	
7/14c	Combustible decoration to be removed from flat 40 entrance door.		P2	Within 1-3 months Housing Manager	




Fire Risk Assessment

7/14d	Flat 17 to remove combustible wreath from entrance door.		P2	Within 1-3 months Housing Manager	
7/14e	5 x bicycles to be removed from corridor outside flats 18,19,20.		P2	Within 1-3 months Housing Manager	
7/19a	Flat 55 / 9 th floor – Adjust self-closer to ensure door positively engages latch. Also, remove pink PU foam and replace with suitable product (rockwool) then re-fit trim.		P2	Within 1-3 months Fire Rapid Response	


Fire Risk Assessment

7/19c	Flat 43 / 7 th floor - Adjust self-closer to ensure door positively engages latch.		P2	Within 1-3 months Fire Rapid Response	
7/19d	Flat 13 / 2 nd floor – install combined intumescent / cold smoke seal to door. Also, replace defective lock / handle with thumb turn type device.		P2	Within 1-3 months Fire Rapid Response	
7/19f	Flat 3 / 1 st floor Adjust self-closer to ensure door positively engages latch.		P2	Within 1-3 months Fire Rapid Response	


Fire Risk Assessment

8/3	Flat 13 – replace / re-install missing hardwired smoke detector head in hallway.		P2	Within 1-3 months Electrical Compliance Manager	
10/11	6 th floor communal door by flat 35 requires adjustment to ensure its capable of self-closing from all angles.		P2	Within 1-3 months Fire Rapid Response	
10/13	2 nd floor service cupboard flush bolts on slave door to be re-fitted to ensure they are operational.		P2	Within 1-3 months Fire Rapid Response	



Fire Risk Assessment

14/4	Confirm EICR to the landlord's supply has been completed within the last 5 years.	N/A	P2	Within 1-3 months Electrical compliance manager.	
14/6	Remove the remains of all incense sticks from the common areas and inform residents of all 6 flats on the 10 th floor refrain from using these in the communal areas. <i>The same action was raised in the previous FRA dated 09/2022</i>		P2	Within 1-3 months Housing Manager	

When undertaking future improvement program(s), it is advised that the observations listed below should be given consideration (noting that the safety of the residents is not jeopardised by these, and all steps to reduce any known risks have been taken).

Observations	
<p>PU pink fire foam filler was noted around the flat entrance door frames to the ground floor unfinished void flats and flat 13 entrance door. Removing and replacing this foam with a more suitable product should be considered during door replacements or future refurbishment works.</p>	
<p>Upgrade the manually operated chute closure plate (damper) to an automatic version with fusible link</p>	<p>N/A</p>

Signed

	<p>Fire Risk Assessor</p>	<p>Date: 04/06/2024</p>
	<p>Quality Assurance Check</p>	<p>Date: 13/06/2024</p>

Significant Hazards on Site and Information to be Provided for the Fire Service


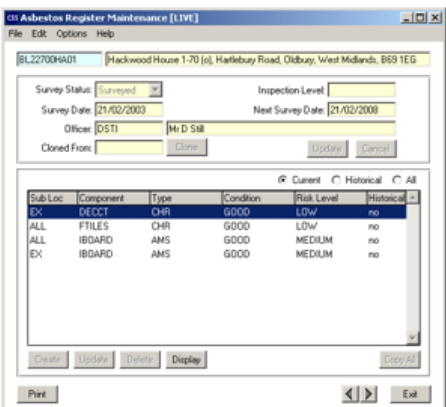

Name of property: Hackwood House

Updated: 24/05/2022

Premise Manager: Tony Thompson

Tel. No.: 0121 569 2975

Hazard	Information/Comments
Asbestos	An asbestos survey has been undertaken of the communal areas. Survey held by Sandwell Housing (Derek Still Tel:- 0121 569 5077). <i>Include survey</i>

Asbestos Survey		Property Address		Hackwood House, Hartlebury Road, Oldbury, B69 1EG		Office use <input checked="" type="checkbox"/>	
Surveyed by		J.Davis/G.Carrington		Date		28/01/13	
				Checked by		DEREK STILL	
				Desktop Check		<input checked="" type="checkbox"/>	
				Site Check		<input type="checkbox"/>	
Reason for request		HSG 264 - Survey Report Type		Date		09/010/2013	
Investment Void		Refurbishment Survey		Property Description 13 STOREY HIGH RISE BLOCK WIMPEY CONSTRUCTION			
Investment Tenanted		Management Survey <input checked="" type="checkbox"/>					
R & M Void		SHAPE Interrogated. <input checked="" type="checkbox"/>					
R & M Tenanted		No Existing SHAPE Data.					
Medical / Emergency - Heating Works		Existing SHAPE Data. <input checked="" type="checkbox"/>					
Communal Areas <input checked="" type="checkbox"/>		Refurb Surveys Interrogated ?					
				Year Built		1961	
				Notes / including details of similar property surveys completed. REVISED BY STEVE HARRISON AND DON WEBB 06/03/14 Revised By Don Webb 06/12/16 Revised by C Shinner & A Ashton on 13/09/17. **Survey revised by John Davis 24/05/22**			
				Building Surveyors 0121 569 5077		Asset Team – Investment Division Operations & Development Centre Roway Lane Oldbury B69 3ES	
							

Fire Risk Assessment

Sample Locations		Property Address Hackwood House, Hartlebury Road, Oldbury, B69 1EG						
LOCATION	MATERIAL	QTY	SURFACE TREATMENT	SAMPLE REF	RESULT	HSE NOTIFY	LABELLED	ACTION TAKEN ON CONTRACT
IF DURING THE COURSE OF WORK SUSPECTED ACM'S ARE IDENTIFIED THAT ARE NOT CONTAINED WITHIN THIS REPORT STOP WORK & SEEK ADVICE								
LIFT MOTOR ROOM 300mm DIA PIPE	CEMENT	4 lm	SEALED	PRESUMED	CHRYSOTILE	NO	NO	
LIFT MOTOR ROOM 300mm DIA PIPE	CEMENT	2 lm	SEALED	PRESUMED	CHRYSOTILE	NO	NO	
INNER SIDE WALLS OF DRY RISER CUPBOARDS	BOARD	-	PAINT SEALED	DS 6614	NON DETECTED	NO	NO	
FLOORS TO ALL LANDINGS	THERMOPLASTIC TILE	-	SEALED	PRESUMED	CHRYSOTILE	NO	NO	
PANELS TO SERVICE DUCT IN GROUND FLOOR STORE SHED AREA IN SHED NUMBER 56	BOARD	-	PAINT SEALED	GC 211 / 04	AMOSITE & CHRYSOTILE	YES	YES	
TRANSOM TO INNER ENTRANCE DOOR TO GROUND FLOOR STORE SHED AREA (56 TO 70)	BOARD	-	PAINT SEALED	GC 211 / 02	AMOSITE & CHRYSOTILE	YES	YES	
MAIN ROOF	ASPHALT	-	SEALED	DW826/001	NO ASBESTOS DETECTED	NO	NO	-
ROOF EDGEING	FIBRE GLASS	-	SEALED	DW826/002	NO ASBESTOS DETECTED	NO	NO	-
GROUND FLOOR COMMUNAL AREA WALLS	TEXTURED COATING PAINT	-	SEALED	CS 398-001	NO ASBESTOS DETECTED	NO	NO	SAMPLED 12/09/17
STAIRWELL COMMUNAL AREA WALLS	TEXTURED COATING PAINT	-	SEALED	CS 398-002	NO ASBESTOS DETECTED	NO	NO	SAMPLED 12/09/17
BASEMENT	DEBRIS	-	UNSEALED	CS 398-003	NO ASBESTOS DETECTED	NO	NO	SAMPLED 12/09/17
MAIN ROOF DECK COVERING	ASPHALT	-	SEALED	AA057/001	NONE DETECTED	NO	NO	
FAN DUCT ROOF COVERING	MINERAL FELT	-	SEALED	AA057/002	NONE DETECTED	NO	NO	
ITEMS SHOWN BELOW HAVE BEEN ASSESSED ON SITE BY THE ASBESTOS SURVEYOR & ARE CONFIRMED NOT TO BE ACM'S.								
LOCATION DESCRIPTION	MATERIAL	LOCATION DESCRIPTION	MATERIAL	LOCATION DESCRIPTION	MATERIAL			
PIPES INSIDE ROOF TOP FAN ROOMS	METAL	PANELS TO SERVICE DUCTS IN GROUND FLOOR STORE AREA OPP SHED 25 AND SHED 44	SUPALUX	11TH FLOOR CEILING PANEL BY CHUTE ROOM	MAN MADE FIBRE BOARD			
ROOF COVERING TO ROOF TOP FAN ROOMS	MINERAL FELT	PANELS TO SERVICE DUCT IN GROUND FLOOR STORE AREA OPP. SHED 40	SUPALUX	GROUND FLOOR STORE AREA BOARDS ON FLOOR	MAN MADE FIBRE BOARD			
LANDING STOP TAP BOX COVERS TO INDIVIDUAL FLATS	SUPALUX	REAR EXIT SOFFIT	SUPALUX					

About the Report

All Survey Methodology is based upon HSE document HSG 264 - Asbestos: The Survey Guide. All surveyors are experienced British Occupational Hygiene Society (BOHS) P402 qualified surveyors with extensive Surveying & Refurbishment Project experience specific to Sandwell Homes' managed housing stock.

The person or persons using this report to programme refurbishment work on site are assumed to be competent & experienced in the field of domestic refurbishment projects & have suitable & sufficient asbestos awareness to understand the scope of this report & apply it to the project. All trade operatives working on site are also expected to have relevant asbestos awareness training & experience. IF IN DOUBT STOP & ASK!

SHAPE: Sandwell Homes' integrated ICT solution holds the Company Asbestos Register. The Asbestos Register is interrogated when completing the asbestos survey report to ensure that ACM's in similar properties are considered where relevant. The Register holds details of all suspected or confirmed ACM's identified during Refurbishment & Demolition programmes as well as Repairs activities for the past 11 years. If potential ACM's have been identified within difficult to survey areas such as Cavity Walls, Floor Voids etc these will be highlighted within the report. The interrogation of the Company Asbestos Register compliments the survey & report process it does not substitute the Refurbishment & Demolition Survey.

Void Properties – The Building Surveying team who undertake Refurbishment & Demolition Asbestos Surveys also undertake Domestic Energy Assessment Surveys. **Out of Scope** Surveys for Thermal Insulation & Fire Integrity Assessments to a representative percentage of the void turn over.

Site Overview Page 2 – This section is included to aid surveying & to ensure comprehensive survey information is detailed.

Term	Explanation
Property Address	Specific Property to which survey relates.
Surveyed by	Relates to P402 trained surveyor.
Blank	Blank
Type of Work to be undertaken	Relates to the envisaged type of work that the Asbestos Survey Report will be used to aid. This assists the asbestos surveyor to guide his survey methodology & will help the users of this report decide if it is suitable for the work activity being undertaken.
ACM	Asbestos Containing Material.
HSE Notify	This highlights if a material normally requires notification to the Health & Safety Executive prior to removal. GUIDANCE ONLY.
Bulk Sample	Sample of potential ACM that is representative of the whole.
Request Sample	The item described has not been tested for Asbestos content. The item must be presumed to contain asbestos until sampling confirms. If work is going to be undertaken in this area sample should be requested prior to work starting.
Awaiting Results	If no results have been detailed then you must not work on these items until you receive further confirmation.
Extent	An estimate of quantity will be given where possible to aid work planning & valuation.
Labels	Materials will be labelled where practical. Labelling will be not be undertaken to low risk materials e.g. floor tiles, Textured Coatings etc or where labelling could easily be removed or would cause potential exposure if removed. All presumed ACM's will be labelled as "Asbestos" where possible. All sampled materials will be labelled with an "Asbestos Sampled" label.

Term	Explanation
Photo's	These will usually be provided for the front elevation of the property to aid identification.
Sampled by	P402 trained surveyor.
Checked by	P402 trained surveyor who checks report prior to issuing.
Survey Report Type	Report type is determined by the type of work to be undertaken. The reader of this report must satisfy themselves that the scope of the survey is sufficient for the purpose of work being undertaken.
Refurbishment Survey	HSG 264 – Refurbishment & Demolition Survey. Surveying undertaken to all parts of the property presuming full decent homes refurbishment, which may include, New Kitchen, New Bathroom, Electrical Rewire, Re-roof, Full Heating System. Taking account of the complete structure of the property & archetype information available. This survey has been carried out without detailed knowledge of the works to be undertaken during refurbishment.
Management Survey	A management survey is the standard survey. Its purpose is to locate, as far as reasonably practicable, the presence and extent of any suspect ACMs in the building which could be damaged or disturbed during normal occupancy, including foreseeable maintenance and installation, and to assess their condition.
Cavity Walls / Floor Voids or similar.	Will be assessed at survey stage & desktop assessment of similar archetypes.
SP	Strong Presumption that material contains asbestos. Used to qualify possible false negative laboratory results.
Photo's	Where practical & to aid the identification of ambiguous material locations photos will be included within the report to ensure that materials are identified on-site correctly. Photos will be annotated where necessary.